
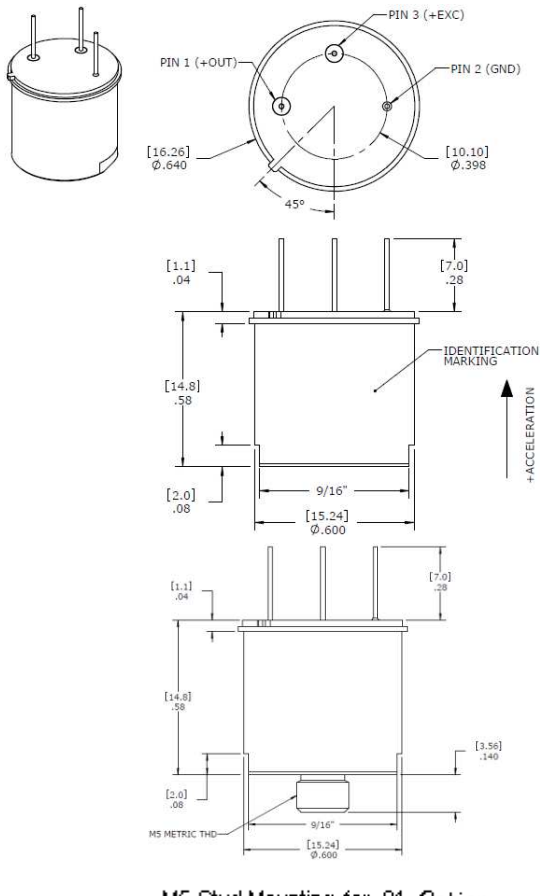


MODEL 808M1 ACCELEROMETER



DIMENSIONS



M5 Stud Mounting for -01 Option

SPECIFICATIONS

- ◆ TO-8 Series Accelerometer
- ◆ 3-Wire Voltage Output
- ◆ Low-Cost, Embedded Applications
- ◆ <0.80mA Power Consumption

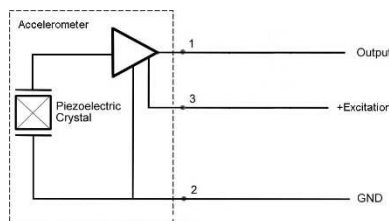
The **Model 808M1** is a miniature adhesive mount voltage output accelerometer built on a 3-pin TO-8 header. It is available in $\pm 4g$ and $\pm 20g$ dynamic ranges and offers a flat frequency response to 5kHz. The accelerometer features a hermetic construction in a TO-8 header configuration. The model 808M1 incorporates a stable piezo-ceramic crystal with low power electronics in a 100% shielded housing suitable for many embedded OEM applications. The accelerometer is offered in two configurations; one for adhesive mounting and one for stud mounting.

FEATURES

- ◆ $\pm 4g$ and $\pm 20g$ Range
- ◆ Wide bandwidth up to 5kHz
- ◆ TO-8 Configuration
- ◆ Hermetically Sealed
- ◆ -40°C to $+100^{\circ}\text{C}$ Operating Range
- ◆ Case Grounded Design
- ◆ 3.0-5.5 Excitation Voltage

APPLICATIONS

- ◆ Machine Monitoring
- ◆ Low-Cost OEM Installation
- ◆ Permanent Structural Study
- ◆ Embedded Sensing Solution
- ◆ Data Loggers



MODEL 808M1 ACCELEROMETER

PERFORMANCE SPECIFICATIONS

All values are typical at +24°C, 80Hz and 5Vdc excitation unless otherwise stated. Measurement Specialties reserves the right to update and change these specifications without notice. Standard product parameters are described in PSC-1001 for Embedded AC Accelerometers.

Parameters

DYNAMIC

			Notes
Range (g)	±4	±20	
Sensitivity (mV/g)	500	100	±10%
Frequency Response (Hz)	1-3000	1-3000	±1dB
Frequency Response (Hz)	0.4-5000	0.4-5000	±3dB
Natural Frequency (Hz)	18000	18000	
Non-Linearity (%FSO)	±1	±1	
Transverse Sensitivity (%)	5	5	
Shock Limit (g)	5000	5000	
Residual Noise (g RMS)	0.0006	0.0008	Broadband 1Hz to 10kHz

ELECTRICAL

Bias Voltage (Vdc)	Exc Voltage / 2		
Total Supply Current (mA)	<0.80		
Excitation Voltage (Vdc) ¹	3.0 to 5.5		
Output Impedance (Ω)	<100		
Insulation Resistance (MΩ)	>100		@50Vdc
Full Scale Output Voltage (V)	±2		
Grounding	Case grounded to mounting surface		

ENVIRONMENTAL

Temperature Response (%)	±10
Operating Temperature (°C)	-40 to +100
Storage Temperature (°C)	-54 to +125

PHYSICAL

Sensing Element	Piezo-Ceramic, Shear Mode
Case Material	Stainless Steel
Weight (grams)	20
Mounting	Adhesive or Circuit Board (M5 Stud Mounting for -01 Option)

¹ The model 808M1 can be operated with 2.8V excitation but the full-scale range will be limited.

Calibration supplied: CS-SENS-0100 NIST Traceable Amplitude Calibration at 80Hz

Wiring color code: See schematic

The information in this sheet has been carefully reviewed and is believed to be accurate; however, no responsibility is assumed for inaccuracies. Furthermore, this information does not convey to the purchaser of such devices any license under the patent rights to the manufacturer. Measurement Specialties, Inc. reserves the right to make changes without further notice to any product herein. Measurement Specialties, Inc. makes no warranty, representation or guarantee regarding the suitability of its product for any particular purpose, nor does Measurement Specialties, Inc. assume any liability arising out of the application or use of any product or circuit and specifically disclaims any and all liability, including without limitation consequential or incidental damages. Typical parameters can and do vary in different applications. All operating parameters must be validated for each customer application by customer's technical experts. Measurement Specialties, Inc. does not convey any license under its patent rights nor the rights of others.

MODEL 808M1 ACCELEROMETER

ORDERING INFORMATION

PART NUMBERING Model Number+Range

808M1-GGGG-XX
 | |_____ Optional Stud Dash Number
 |_____ Range (0020 is 20g)

Dash Number Stud Options
-01 M5 x 0.8

Example: 808M1-0020
 Model 808M1, 20g