


EPL Series



- Miniature surface mount
- Stainless steel diaphragm
- Easy mounting

DESCRIPTION

The EPL is a surface mount pressure sensor with a stainless steel diaphragm. Available in ranges from 5 to 5000 psi (0.35 to 350 bar), EPL is easy to install on flat surfaces using elastomer or epoxy. Various compensated temperature ranges are available from -40°C up to 90°C.

FEATURES

- Ranges 0-5 to 5,000 psi (0-0.35 to 350 bar)
- Resonant frequency 40 to 35 KHz
- CE approved

APPLICATIONS

- Chemical processing
- Automotive test benches
- General test lab measurements

STANDARD RANGES

Pressure ranges		Pressure Reference			Pressure Limit	Resonant Frequency ⁽¹⁾ (nom.)	Output "FSO" (nom.)	CNL&H (%FSO)	Thermal Zero Shift "TZS" (/50°C)
(BAR)	(PSI)	gage (type1)	sealed (type2)	abs. (type3)					
0.35	5	•	•	•	10 x FS	B0 = 60 KHz D1 = 40 KHz	10 mV 25 mV	±1%	±1mV
0.7	10	•	•	•	5 x FS	B0 = 60KHz D1 = 40 KHz	20 mV 50 mV	±1%	±1mV
1.5	25	•	•	•	3 x FS	B0 = 60 KHz D1 = 40KHz	50 mV 75 mV	±1%	±1mV
3.5	50	•	•	•	2 x FS	60 KHz	100 mV	±1%	±1.5 % FSO
7	100	•	•	•	2 x FS	65 KHz	125 mV	±0.5%	±1.5 % FSO
15	250	•	•	•	2 x FS	85 KHz	125 mV	±0.5%	±1.5 % FSO
35	500	•	•	•	2 x FS	120 KHz	125 mV	±0.5%	±1.5 % FSO
70	1K		•	•	2 x FS	170 KHz	125 mV	±0.5%	±1.5 % FSO
150	2.5K		•	•	1.5 x FS	250 KHz	125 mV	±0.5%	±1.5 % FSO
350	5K		•	•	1.5 x FS	350 KHz	125 mV	±0.5%	±1.5 % FSO

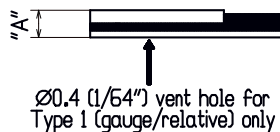
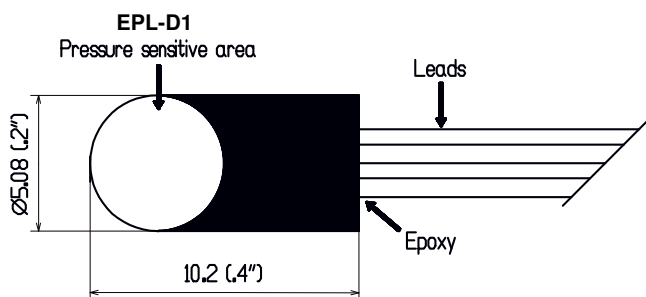
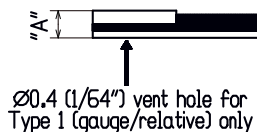
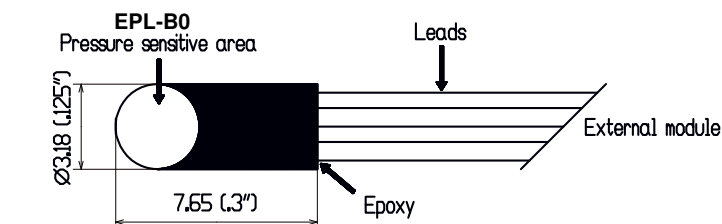
Note 1: useful frequency is 20% of Resonant Frequency

EPL Series

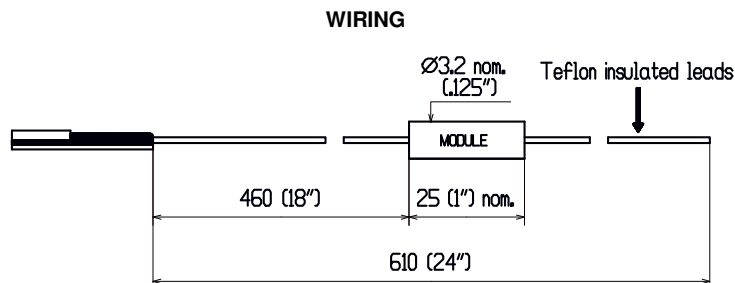
PERFORMANCE SPECIFICATIONS

PARAMETERS	VALUES	NOTES
Supply Voltage	10 VDC	See option table for other Voltages
Input Resistance	1200Ω nom.	
Output Resistance	350Ω nom.	
Non-Repeatability	± 0.25 % FSO	
Thermal Sensitivity Shift "TSS"	±2%/50 °C	
Operating Temperature	-40 °C to 120 °C	
Compensated temperature	20 °C to 80 °C	See option table for other Temperatures
Zero Offset at 23 °C	± 10 mV	
CE conformance according to	EN 61010-1, EN 50081-1, EN 50082-1	

DIMENSIONS



Dim : mm (inches)



Note: EPL-D1 is internally compensated (no external module)

FS	Dim. "A"
0.35 to 35 bar (5 to 500 psi)	1.02 mm (.04")
70 to 350 bar (1K to 5K psi)	1.65 mm (.065")

EPL Series

OPTIONS AND ACCESSORIES

OPTIONS	CODES	DESCRIPTIONS
Compensated Temperature Ranges	Z0	-40 °C to 20 °C
	Z1	-20 °C to 40 °C
	Z2	0 °C to 60 °C
	Z4	40 °C to 90 °C
	Z*	Non-standard, contact MEAS
Supply Voltage	V00	Replace "00" with Voltage between 1 and 10. If less than 10, Sensitivity FSO will decrease accordingly
	V*	Non-standard Excitation with standard FSO and non-standard TSS, contact MEAS
Special Cable Length	L00F	Replace "00" with total length in feet
	L00M	Replace "00" with total length in meters
Special Module Location For EPL-B0	M00F	Replace "00" with distance between sensor and module in feet.
	M00M	Replace "00" with distance between sensor and module in meters.
Connector Wired to Leads or Cable	C	Microtech type male or equivalent (w/o mate)
	R	RJ Telephone type male (w/o mate)

ORDERING INFORMATION

Model	-	Body	Pres. Ref.	-	Range & Unit		-	/Options
EPL	-	B0 D1	1 = Gauge 2 = Sealed 3 = Absolute	-	0.35B 0.7B 1.5B 3.5B 7B 15B 35B 70B 150B 350B	5P 10P 25P 50P 100P 250P 500P 1KP 2.5KP 5KP	-	/Z0, Z1, Z2, Z4or Z* /V1 thru V10 or V* /L00F or L00M /M00F or M00M /C or R

Example of model construction: EPL-B01-7B-/Z1/V5/L3M/M2M